


# TWO-HANDED (RATCHET) TOURNIQUET APPLICATION

## TACTICAL FIELD CARE (TFC)



**01** **EXPOSE** and **ASSESS** the wound.




**02** **REMOVE** tourniquet from the casualty's JFAK and/or carrying pouch.



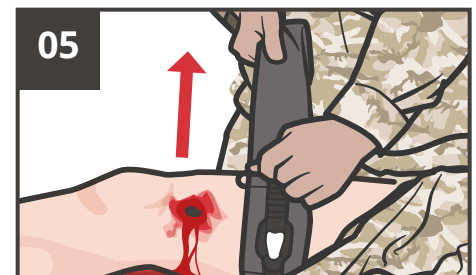
**03a** **INSERT** wounded extremity in the loop of the tourniquet strap.



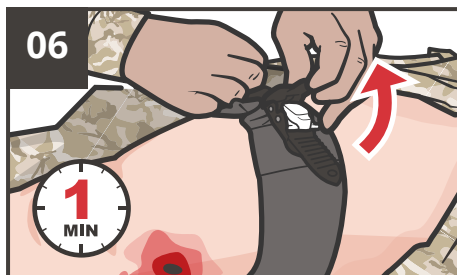
**03b** **ROUTE** band around limb, and through routing buckle.



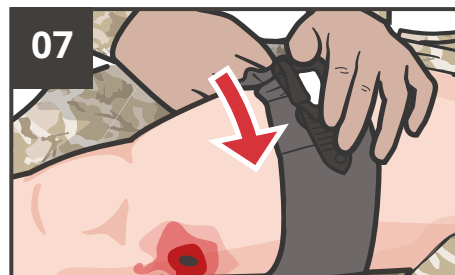
**04** **POSITION** 2-3 in above wound directly on skin.



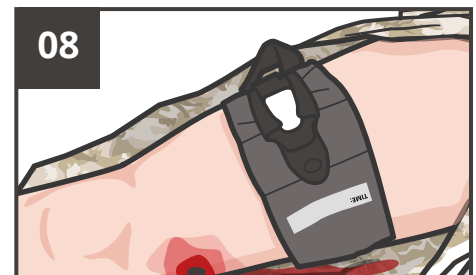
**05** **PULL** strap as **TIGHTLY** as possible, removing excess slack.



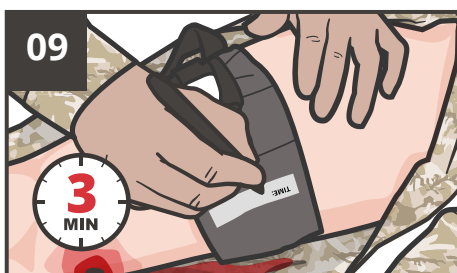
**06** **RATCHET** device as tightly as possible until bleeding stops (complete steps 1-6 in under 1 min).




**07** **LOCK** the ratchet on itself (it will click into place).



**08** **WRAP** excess strap around the ratchet device and **SECURE** in place.



**09** **DOCUMENT** the time of tourniquet application on the strap.



**10** **DOCUMENT** all findings and treatments on the DD Form 1380 TCCC Casualty Card and attach it to the casualty.