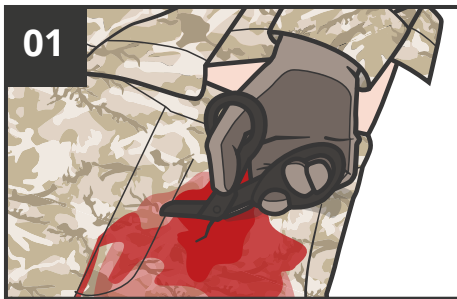



INGUINAL (GROIN) HEMORRHAGE CONTROL


with improvised junctional pressure device



EXPOSE the injury and assess the bleeding source.



APPLY DIRECT PRESSURE to the wound using a hand, fist or elbow and open the hemostatic gauze package.



TIGHTLY PACK wound with hemostatic gauze until wound cavity is filled (finishing the packing within 90 seconds).



HOLD pressure for minimum of 3 minutes.



REASSESS to ensure bleeding has been controlled while maintaining pressure.

IF BLEEDING HAS NOT BEEN CONTROLLED:

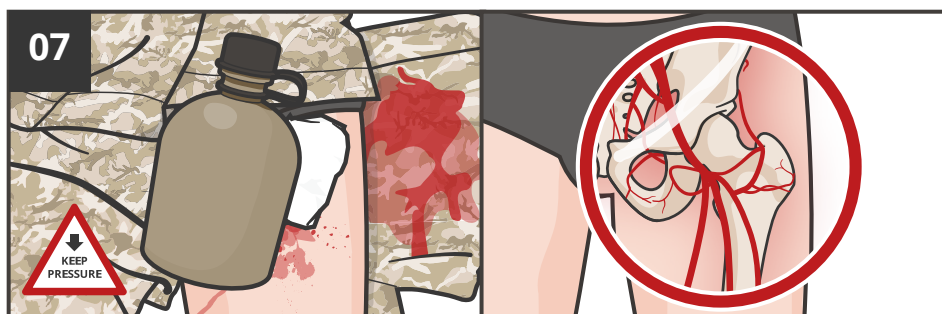
06a

If packed with hemostatic dressing, remove and repack starting at **STEP 03**.

OR

06b

If packed with gauze, apply additional gauze and pressure (for 3 min) until bleeding stops.



SELECT and **POSITION** a PDD into the inguinal gutter while maintaining pressure.




SELECT a tourniquet that can wrap around the casualty's waist/hip area or connect two tourniquets together.

Continued on next page...

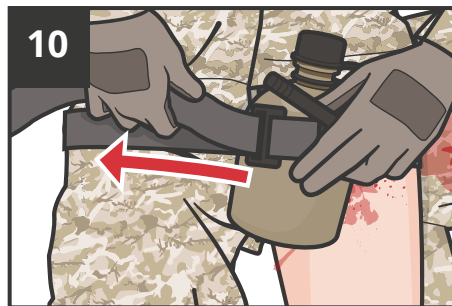
INGUINAL (GROIN) HEMORRHAGE CONTROL

with improvised junctional pressure device


Continued...




PLACE windlass or ratchet tourniquet directly over the middle of the PDD; ensure routing buckle is located towards middle of the body.



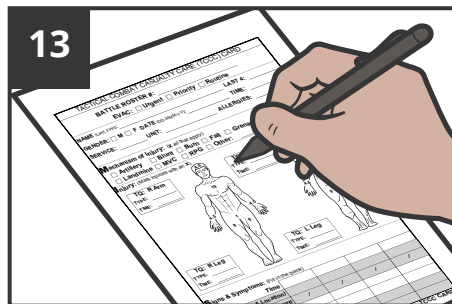
REMOVE all slack from the band or strap using a pushing motion across the casualty's body before tightening the tourniquet.



TIGHTEN the tourniquet until bleeding has stopped and the distal pulse has been checked and is absent.



Visually **INSPECT** placement of equipment, ensuring the PDD is in place and the windlass/ratchet are properly positioned over the device.



DOCUMENT all findings and treatments on the DD1380 TCCC Casualty Card.

STEP 11 NOTE: If bleeding is not controlled and/or distal pulse (a pulse below the tourniquet) is present, remove any remaining slack in the strapping (if possible) and twist or ratchet the tourniquet device until bleeding is controlled and/or a distal pulse is absent.