


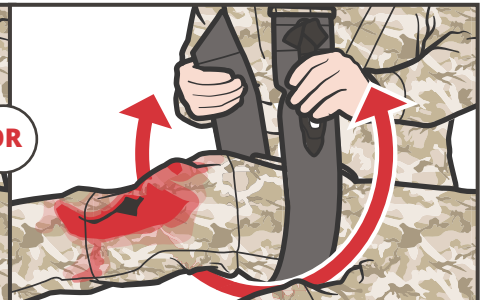
TWO-HANDED (RATCHET) TOURNIQUET APPLICATION CARE UNDER FIRE (CUF)



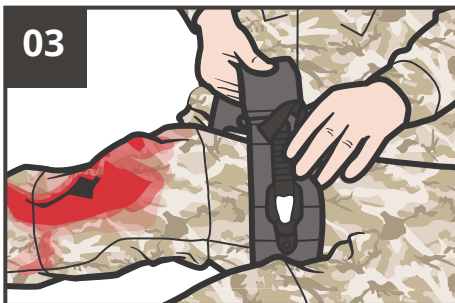
01
REMOVE tourniquet from the casualty's JFAK and/or carrying pouch.



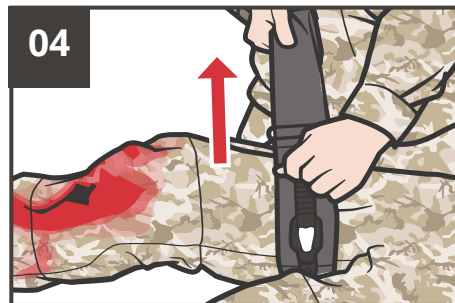
02
INSERT the wounded limb through the tourniquet strap loop.



ROUTE strap around the limb; pass the tip through the buckle.



03
POSITION the tourniquet above the bleeding site, high on the extremity over the clothing/uniform.



04
PULL strap as **TIGHTLY** as possible, removing all excess slack.



05
RATCHET maneuver device as tightly as possible until the bleeding has stopped (*complete steps 1-5 in under 1 min*).



06
LOCK the ratchet on itself (it will click into place).



07
If no other major bleeding is present, **MOVE** casualty to cover.