
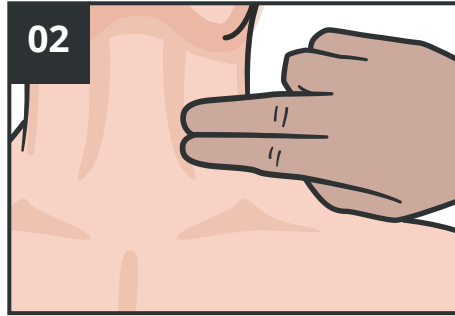


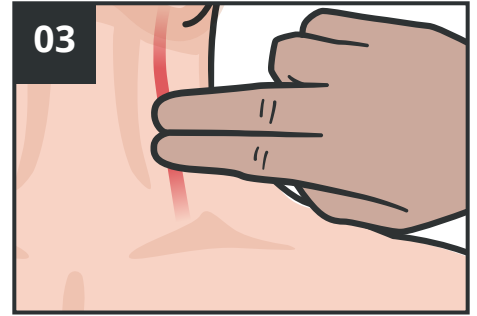
# CAROTID PULSE ASSESSMENT



**01** **ALIGN** the middle and index fingers of your dominant hand.



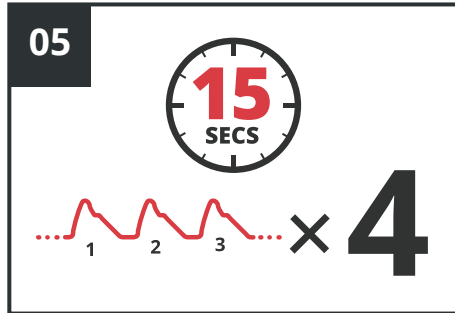
**02** **PUT** your middle and index finger on side of the casualty's neck, to the side of the windpipe, to find the carotid artery.




**03** **PRESS** your fingers into the hollow space to feel the carotid artery beneath the skin.



**04** When you succeed in finding the pulse, **COUNT** the beats of the pulse for 15 seconds with a timing device.



**05** **MULTIPLY** that number by four, and you will have the casualty's pulse rate (in beats/minute).



**06** **DOCUMENT** all findings and treatments on the DD1380 TCCC Casualty Card.

**STEP 03 NOTE:** If you cannot feel the pulse, press a little harder, being careful not to hurt the casualty.

**CAUTION:** Be careful not to press too hard over the carotid artery, as this can cause your patient to become lightheaded.